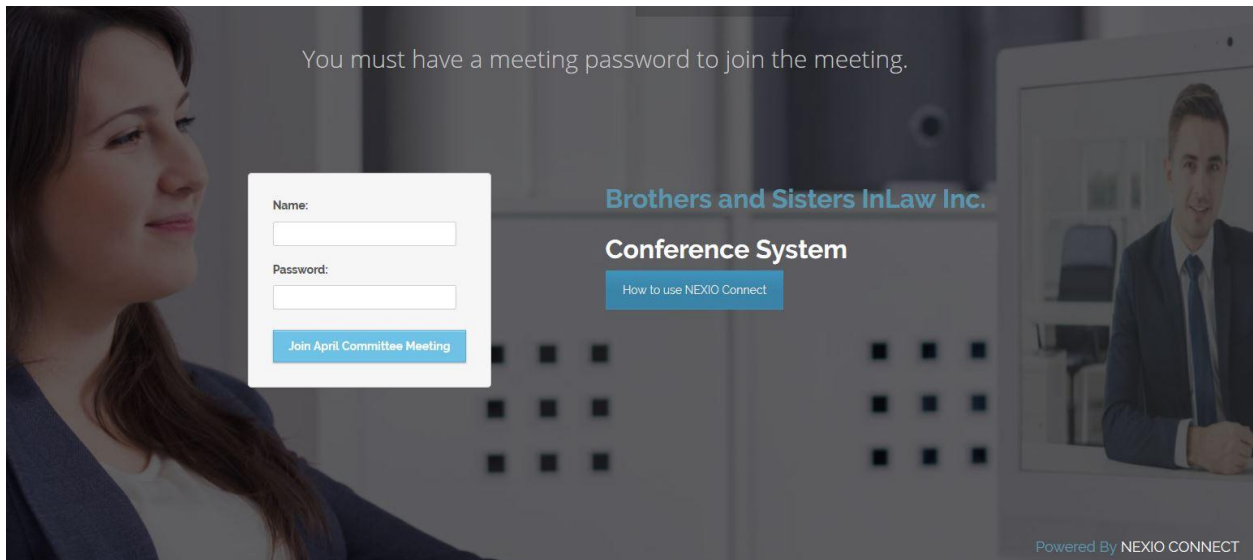




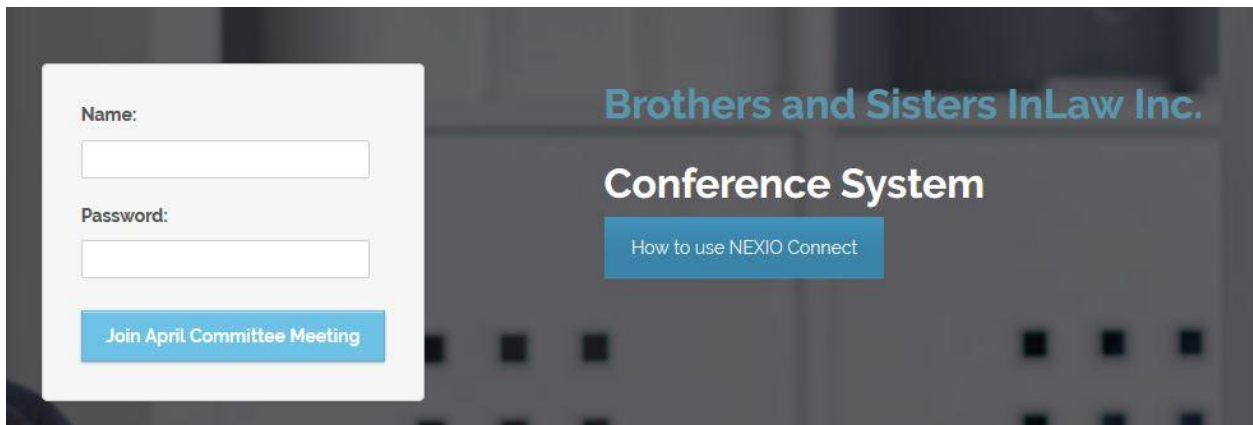
NEXIO
CONNECT

How to join a meeting?

1. Open Brothers and Sisters InLaw Inc. page at <https://brothersandsistersinlaw.com.au/meeting/> preferably using Google Chrome.



2. Select meeting name and enter username and password given prior the meeting.

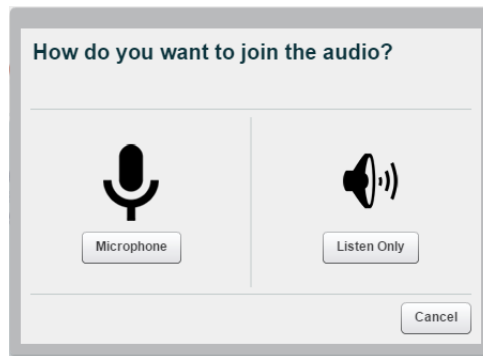


3. Click "Join"



NEXIO CONNECT

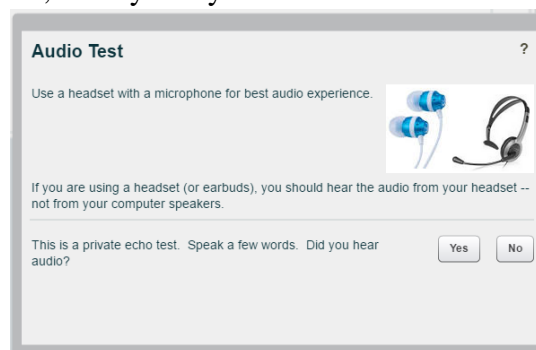
4. Once in, it will ask “How do you want to join the audio?”, click your preference



Note: if you choose microphone, select the appropriate microphone and click Share Selected Device



5. There will be an audio test, click yes if you hear the audio.



6. Click the webcam icon on the upper left side of the screen if you want to share webcam. On the same area, you can mute or unmute microphone by clicking microphone icon.



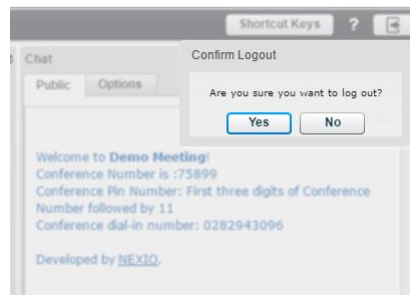


NEXIO

CONNECT

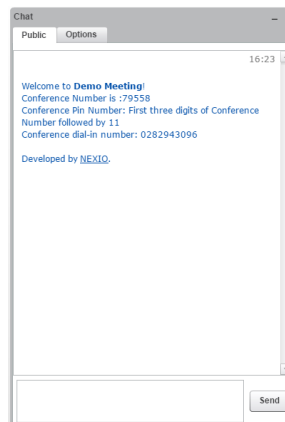
7. The conversation can begin.

If meeting is done, click the icon at the upper right corner of the page and confirm.



Note:

1. On the right side, you can chat with everyone in the meeting through public chat or chat to individual





NEXIO

CONNECT

2. Change layout view according to preference by clicking the dropdown arrow at the bottom left of the page. Choose preference.

